



Holmer Green Senior School

# Year 11 Parents' Information Evening

15 September 2022

# Year 11 Parents' Information Evening

1. Welcome and Introductions
2. Mr Hillyard
3. English: Key Points
4. Maths: Key Points
5. Science: Key Points
6. RS: Key Points
7. Mock Exams
8. Revision techniques
9. Parental Support
10. The Future
11. Message to Students

## Work Hard, Be Kind, Have Passion

“At Holmer Green we are extremely proud of all the hard work invested by our students, staff, parents and governors. This teamwork makes excellence for all, inevitable. It was great to see all of our students completing their A Levels, GCSEs and BTECs this summer, securing their Sixth Form and university places or apprenticeships.

We know and show young people that with hard work they can achieve the same outcomes as anyone else. Our focus on individuals and giving them the right support means that they succeed. We want all of our students to become the best possible versions of themselves in everyway.

We have high expectations that go hand in hand with your child’s aspirations, expect hard work as through this students become passionate about topics, expect students to be kind and accept no excuse.”

Ed Hillyard  
Headteacher

# GCSE Language and Literature: The course and exams



## English Language (Edexcel)

Paper 1 – Unseen Victorian Literature and Imaginative Writing – 1hr 45mins

Paper 2 – Unseen Non-Fiction and Transactional Writing – 2hrs 5 mins

## English Literature (Edexcel)

Paper 1 – *Romeo and Juliet* and *An Inspector Calls* – 1hr 45mins

Paper 2 – Either *Jekyll and Hyde* or *A Christmas Carol*, Poetry Anthology and Unseen Poetry – 2hr 15min

Both subjects are equally weighted for applications to further education.



## Key things to remember

- There are no exam tiers in English.
- Timing is tight - plenty of exam practice needed - you can find practice papers on Edexcel GCSE English 2015.
- Revise key quotations from all Literature texts as it is a closed book exam.
- Keep your annotated Literature texts safe so you can revise from them!

## Revision

- Tutor time revision sessions twice a week on Tuesdays and Thursdays. These are targeted sessions.
- BBC Bitesize and Oak National Academy have lots of Edexcel specific resources to revise from.

# GCSE Maths: The course and Exams

$$\begin{array}{l}
 2 > -3 & + \\
 0.999\dots = 1 & \infty \times \frac{1}{\infty} \\
 \pi \approx 3.14 & \sqrt{2} \\
 \sqrt{2} & 1 + 2 \cdot 3 \\
 & (1 - 2) + 3 \\
 5(2 + 2) & 101_2 = 5_{10}
 \end{array}$$

Recommended calculator for GCSE: Casio fx-83gtx

## Papers

- Paper 1 (Non – Calculator)
- Paper 2 and 3 (Calculator)
- Each paper consists of 80 marks / 1 hour 30 mins long.

## Tiers

- Foundation (Up to grade 5)
- Higher (Up to grade 9)



## Online Resources

- Mathswatch
- Maths Genie
- Dr Frost

## Physical Resources

- Purposeful practise books
- Flashcards
- CGP Maths workbooks

## Exam Papers

- Exam materials available: Specimen papers, 2017, 2018, 2019, Nov 2020, Nov 2021 and 2022 exam papers.

## Interventions

- Tutor time targeted revision sessions
- After school sessions – subject teachers



## GCSEs and Papers

- AQA
- 3 GCSEs (Biology, Chemistry and Physics)
- One discreet grade for each
- 2 exams per subject
- 1 hour and 45 minutes long

## Tiers

- Foundation (Grade 5-1)
- Higher (Grade 9-4)
- Different tiers can be taken in different GCSE subjects
- AQA recommend that students taking higher papers should also be taking higher Maths.





# GCSE Biology, Chemistry and Physics: The course and exams

## Required Practicals

- Carry out 21 practicals
- Practical assessment is exam (~25%)
- Questions assess:
  - Apparatus and techniques
  - Methods
  - Risk assessments
  - Results
  - Analysis - graphs and conclusions
  - Application
- Practicals may be applied to a different context.

## Maths

- 10% Biology paper
- 20% Chemistry paper
- 30% Physics paper

## Physics Equations

- 21 or 23 equations to **learn**
- 8 or 12 equations to **use**



## Freesciencelessons.co.uk

- Videos available on all topics
- Work books to go with the videos are available

## SENECA

- All students can use this as a free resource to help them revise.

## Physical Resources

- CGP Flashcards
- Will be available on Satchel for you to use.
- You will get packs of past papers and questions from your teachers
- Exam papers are available on AQA's website



## Religious Studies (AQA Spec)

**Paper 1 – Religion** – Christianity (Beliefs/Practices)

Judaism (Beliefs/Practices)

- 1hr 45mins

**Paper 2 – Themes** – Religion and Life

Religion, Peace and Conflict

Religion, Crime and Punishment

Religion, Human Rights and Poverty

- 1hrs 45 mins

Both Papers are equally weighted




# GCSE RS: Exam Preparation

## Key things to remember

- There are no exam tiers in RS.
- Timing is tight - plenty of exam practice needed – both in class and at home (set time per question)
- Revise key words to access the question and quotations which are also required in every paper.
- Paper 2 is still an RS exam – do not forget to include religion

## Revision

- Tutor time revision sessions twice a week on Tuesdays and Thursdays. These are targeted sessions.
- BBC Bitesize / SENECA
- R drive – Work books for each unit/activities/ practice exam questions



## Mock exams

- 21 November 2022 until 2 December 2022

## Results

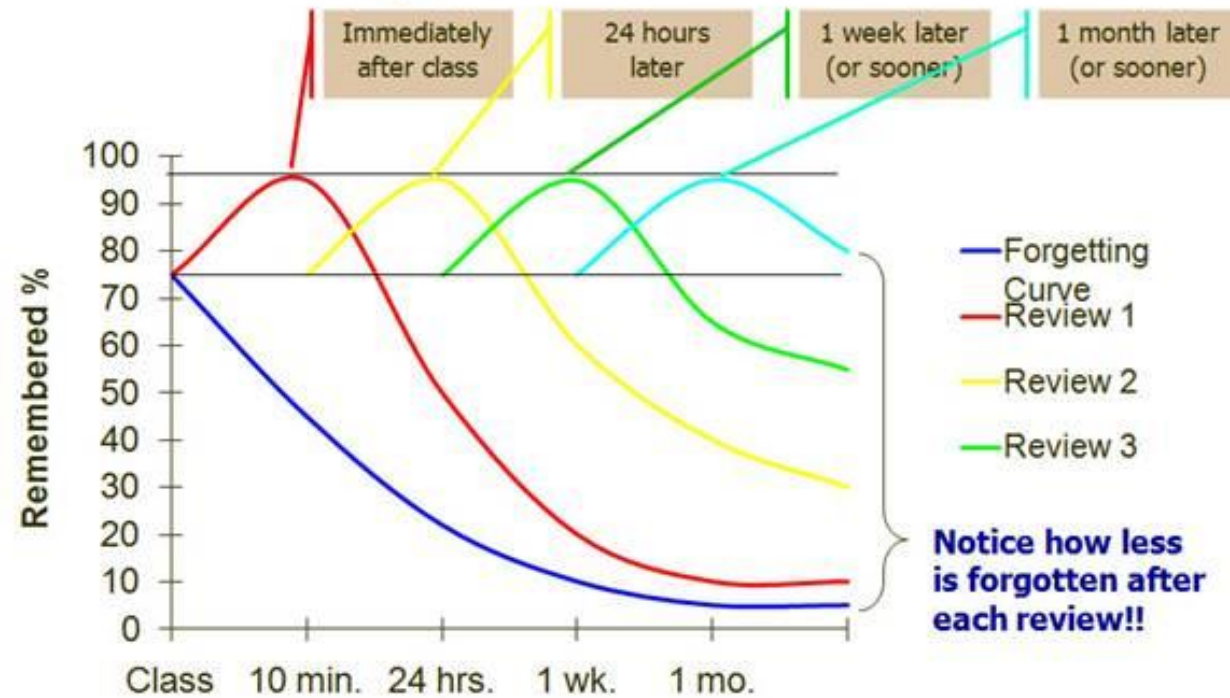
- 6 January 2023

“Failing to prepare is preparing to fail”

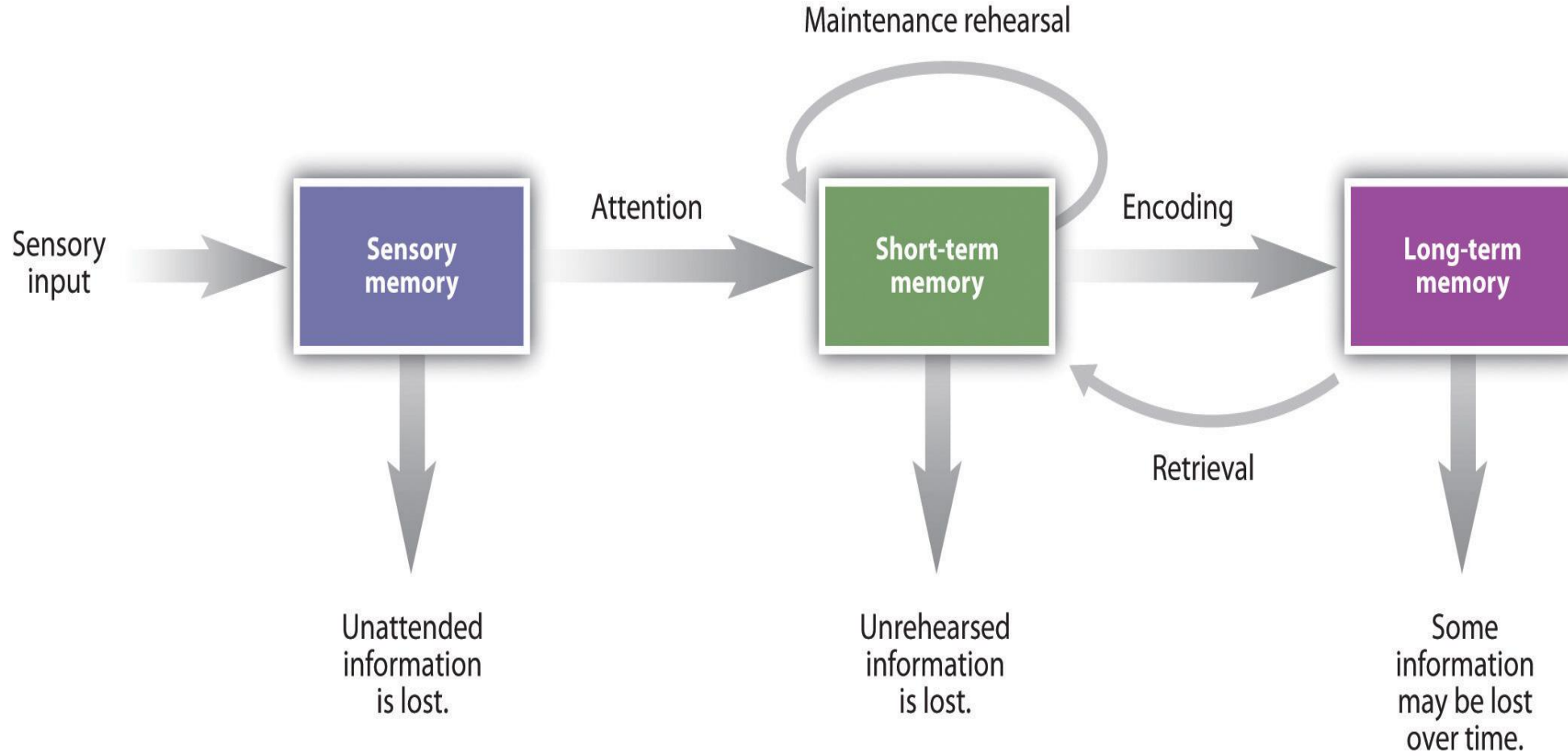
Benjamin Franklin

# Why you should start revising now

## Overcoming the Curve



# Why you should start revising now





"You cannot escape the  
responsibility of tomorrow by  
evading it today"

Abraham Lincoln

# How to start your revision

- Review information at spaced intervals
- Make sure you review the things you find harder more often
- Switch between ideas/ subjects/ units
- Don't study all the same topic at once. Spread out the learning

**REVISION**

\* = revise if possible  
/// = no revision/break

TIME	MON	TUES	WED	THURS	FRI	SAT	SUN
8:30-4:30	school	school	school	school	school	*	*
4:30-5:00	media	chemistry	media	maths	english	maths*	///
5:00-5:30	english	chemistry	media	maths	english	maths*	///
5:30-6:00	///	///	maths	english	media	///	///
6:00-6:30	english	english	///	///	///	///	///
6:30-7:00	maths	english	///	///	chemistry	///	///
7:00-7:30	///	///	english	chemistry	///	*	biology
7:30-8:00	///	///	physics	chemistry	///	*	media
8:00-8:30	maths	biology	///	///	chemistry	english	///
8:30-9:00	maths	maths	maths	biology	physics	english	///
9:00-9:30	///	///	///	///	///	///	///
9:30-10:00	biology	maths	biology	biology	phys*	///	///
10:00-10:30	media	physics	biology	media	phys*	///	///

## What subjects should I revise?

List all of your subjects on the back of your timetable

Rank them in order, with the first being the subject in which you need to do the most revision.

When you do this, you should think of:

1. Target Grade
2. Current Grade
3. Current Attitude to Learning in the subject
4. What you want to do next year

# Writing a Revision Timetable

Day	9:00	10:00	11:00	12:00	1:00	2:00	3:00	4:00	5:00	6:00	7:00	8:00	9:00
Monday							Free time	Other obligations	Subjects	Free time	Subjects	Other obligations	Free time
Tuesday							Free time	Other obligations	Other obligations	Free time	Subjects	Other obligations	Free time
Wednesday							Free time	Other obligations	Subjects	Free time	Subjects	Subjects	Free time
Thursday							Free time	Other obligations	Other obligations	Free time	Subjects	Subjects	Free time
Friday							Subjects	Other obligations	Subjects	Free time	Free time	Free time	Free time
Saturday	Other obligations	Subjects	Other obligations	Subjects	Free time	Subjects	Subjects	Subjects	Subjects	Free time	Other obligations	Other obligations	Free time
Sunday	Other obligations	Other obligations	Free time	Subjects	Subjects	Free time	Other obligations	Other obligations	Free time	Free time	Subjects	Subjects	Free time

School


-  = free time
-  =Other obligations (eg.football/dance)
-  = subjects
-  =subjects
-  =subjects

# What is effective revision?

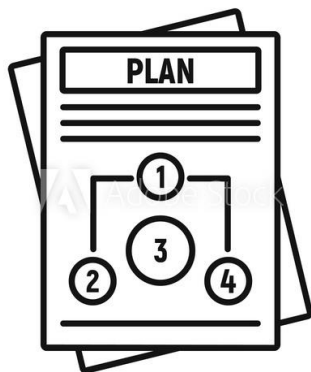
## THE MEMORY CLOCK




# What is effective revision?



Revisit and Redo



Plan your time



Be specific



Ask for help

Just reading and highlighting a book is not revision. You need to do something!

- Condense all you have learnt down. You should **not** have 20 pages for a topic!
- Do not solidly revise in **one style** and for extended lengths of time – your brain won't like it!
- Find out what **type of revision suits you** best. It won't necessarily be the same as your friends.
- Don't **spend too long on the things that you already know** or are good at
- Use **all** the resources available to you
- Revise with **others** (as long as you're actually working!)



# Parents: How can you help revision?



1. Make a revision timetable with them and make sure they use it!
2. Consider what currently gets in the way of their studies
3. Setting a suitable pattern now which you can agree on and support is a good idea
4. Think of ways together you can relieve the pressure
5. Snapchat, TikTok, WhatsApp, Youtube, Gaming – set timings
6. Organise a quiet space and make sure they have the materials they need
7. Be available





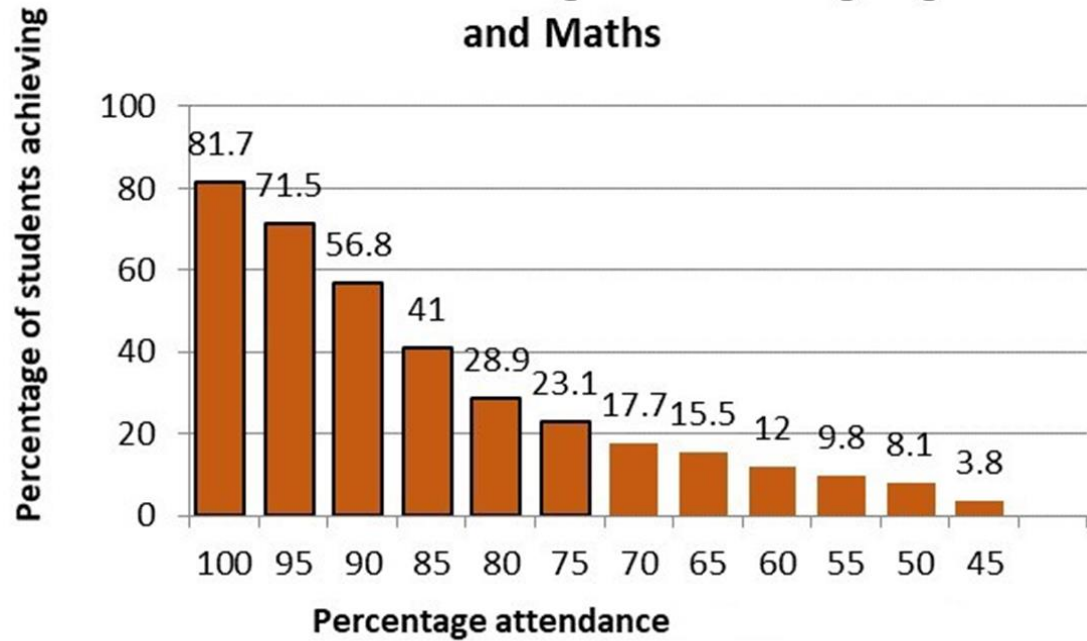
Help is out there for parents during exam time as well

1. [The Learning Scientists](#)
2. [AQA Advice](#)
3. [Young Minds](#)
4. [The Government](#)
5. [NHS](#)
6. [MIND](#)

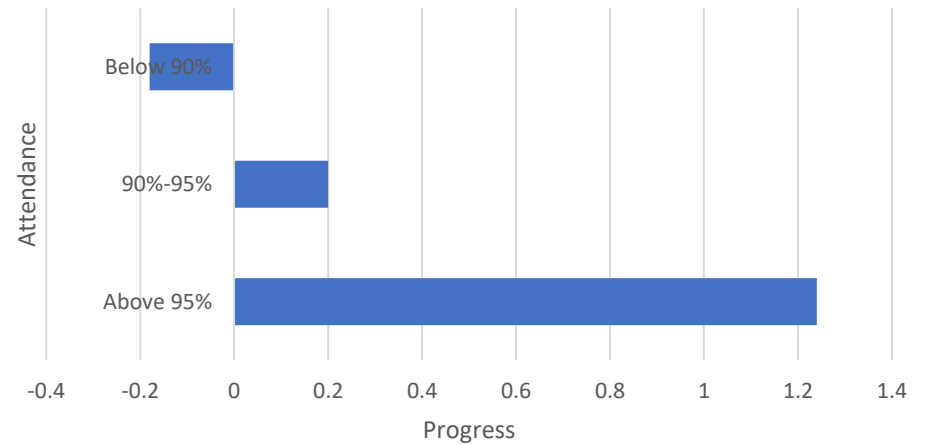


# Parents: Why attendance matters?

### Chances of 5+ GCSE 5-9 grades including English and Maths



### Progress Based on Attendance





## Key dates

1 December	Sixth Form Open Evening
January	Sixth Form Application Deadline

- If you are thinking about going to University or a higher-level apprenticeship in the future, you need to start doing your research about what courses are best for you to take at Sixth Form.
- HGSS offers scholarships for STEAM and Visual Arts.
- To help you, all students will receive a careers appointment this year.
- If you have any questions, please email Mrs Golding [goldingr@holmer.org.uk](mailto:goldingr@holmer.org.uk)

# Results Day and Enrolment



## Results Day

- Results are available in school to collect on 24 August 2023

## Enrolment

- Enrolment will take place on 24 and 25 August 2023
- We will check your results and enrol you on to courses that best suit your grades and future aspirations
  - Grades 5+ for Vocational Courses
  - Grade 6+ for A Level Courses (7+ for Maths and Sciences)
- We suggest you are in the country. It will make the process easier for you



## Satchel One

- Homework
- Revision
- Achievement and Behaviour Points
- Detentions
- Attendance

# Final Advice for Students



- We are here to support you
  - HUB
  - Mrs Rayner (Head of Year 11)
  - Tutors
  - Teachers
- Little and often is better than cramming at the end – start revising now
- Attendance is the key
- Class time is precious, don't waste it
- Think about your aspirations and your future – it will give you something to aim for



Holmer Green Senior School

# Year 11 Parents' Information Evening

15 September 2022